



2024-05-02

Please find the quarterly Community Policing Report attached that covers the January 1<sup>st</sup> to March 31<sup>st</sup>, 2024 reporting period. The attached report serves to provide a quarterly snapshot of the human resources, financial data and crime statistics for the Killam RCMP Detachment.

I would also like to introduce you to Deputy Commissioner Rob Hill, the new Commanding Officer of the Alberta RCMP. Deputy Commissioner Hill has had a diverse and wide-ranging RCMP career, spanning from the Prairies to the Arctic, with positions along the way that have included Drugs Section in Winnipeg and as the former Detachment Commander of Stony Plain (now amalgamated in to Parkland). With public safety as the beacon guiding our operations, Deputy Commissioner Hill is focussed on community engagement; Reconciliation; employee wellness; and recruiting new police officers and retention. Deputy Commissioner Hill is proud to lead your Alberta RCMP and looks forward to meeting you in the future.

Your ongoing engagement and the feedback you provide guides our Detachment team, and supports the reinforcement of your policing priorities. I always remain available to discuss your community-identified policing priorities and/or any ideas you may have that will enhance our service delivery to address the priorities that are important to you. As the Chief of Police for your community, I invite you to contact me should you have any questions or concerns.

Cpl. Jeremy Houle  
Killam Detachment commander  
Killam, Alberta



## RCMP Provincial Policing Report

### Detachment Information

Name of Detachment

Killam

Name of Detachment Commander

Sgt. Colin Thorne

Quarter

Q4

Date of Report (yyyy-mm-dd)

2024-04-24

FTE Utilization Plan

2023/24

Select Type of Policing Report

☐ Municipal Policing Report Under

☐ Municipal Policing Report Over

☒ PPSA

☐ Coaldale

### Community Consultations

#### Consultation No. 1

Date (yyyy-mm-dd)

2024-01-31

Meeting Type

Meeting with Elected Officials

Topics Discussed (this field expands)

Regular reporting information sharing

Notes /Comments (this field expands)

Member discussed ongoing bylaw / dog issues in the community of Sedgewick.

#### Consultation No. 2

Date (yyyy-mm-dd)

2024-02-07

Meeting Type

Meeting with Stakeholder(s)

Topics Discussed (this field expands)

Crime Reduction Initiatives, Property Crime, Regular reporting information sharing

Notes /Comments (this field expands)

Member met with members of "East 13 Rural Crime Watch" to discuss crime related initiatives. Requests for more police presence in the area.

#### Consultation No. 3

Date (yyyy-mm-dd)

2024-02-08

Meeting Type

Meeting with Elected Officials

Topics Discussed (this field expands)

Regular reporting information sharing, Property Crime

Notes /Comments (this field expands)

Member went to Village of Forestburg office. Discussed Village issues with CAO and office staff. Concerns relating to property crime brought up.



#### Consultation No. 4

Date (yyyy-mm-dd)      Meeting Type  
2024-02-08      Community Connection

Topics Discussed (this field expands)  
Youth

Notes /Comments (this field expands)  
Member went to Forestburg school. Spoke to staff and students about policing. No concerns raised at the school.

#### Consultation No. 5

Date (yyyy-mm-dd)      Meeting Type  
2024-02-15      Meeting with Stakeholder(s)

Topics Discussed (this field expands)  
Education Session, Crime Reduction Initiatives, Property Crime

Notes /Comments (this field expands)  
Member held meeting with members of Flagstaff Rural Crimewatch establishing access and use of Flagstaff CAPTURE program.

#### Consultation No. 6

Date (yyyy-mm-dd)      Meeting Type  
2024-02-22      Meeting with Elected Officials

Topics Discussed (this field expands)  
Regular reporting information sharing, Property Crime, Crime Reduction Initiatives

Notes /Comments (this field expands)  
Member attended council meeting. Answered questions from council regarding property crime and municipal bylaw concerns.

#### Consultation No. 7

Date (yyyy-mm-dd)      Meeting Type  
2024-02-28      Meeting with Elected Officials

Topics Discussed (this field expands)  
regular reporting information sharing

Notes /Comments (this field expands)  
Member attended villages/towns, discussed issues in community and surrounding areas  
- 2024-02-28: Village of Alliance, Village of Forestburg, Village of Heisler, Town of Daysland, Village of Loughheed.

#### Consultation No. 8

Date (yyyy-mm-dd)      Meeting Type  
2024-03-05      Meeting with Stakeholder(s)

Topics Discussed (this field expands)  
Regular reporting information sharing



Notes /Comments (this field expands)

Flagstaff County interagency meeting held through Zoom.

### Consultation No. 9

Date (yyyy-mm-dd) Meeting Type

2024-03-13 Town Hall

Topics Discussed (this field expands)

Crime Reduction Initiatives, Property Crime, Regular reporting information sharing

Notes /Comments (this field expands)

Town Hall held with Provost Detachment. Property crime initiatives discussed. Fielded several questions from citizens of Hardisty, Amisk, and the MD of Provost.

### Consultation No. 10

Date (yyyy-mm-dd) Meeting Type

2024-03-13 Town Hall

Topics Discussed (this field expands)

Education Session, Property Crime

Notes /Comments (this field expands)

Town Hall held with MP Damien Kurek. Member fielded questions related to local policing concerns.

### Consultation No. 11

Date (yyyy-mm-dd) Meeting Type

2024-03-26 Community Connection

Topics Discussed (this field expands)

Education Session, Crime Reduction Initiatives, Property Crime

Notes /Comments (this field expands)

Coffee with the Cops held at Alliance Public Library. Policing in the area discussed along with fielding questions from public in attendance.

### Consultation No. 12

Date (yyyy-mm-dd) Meeting Type

2024-03-27 Meeting with Elected Officials

Topics Discussed (this field expands)

Regular reporting information sharing, Education Session, Crime Reduction Initiatives

Notes /Comments (this field expands)

Member attended Town of Daysland council meeting and providing updates regarding Killam Detachment.



### Consultation No. 13

Date (yyyy-mm-dd)      Meeting Type  
2024-03-27      Community Connection

Topics Discussed (this field expands)  
Youth, Education Session

Notes /Comments (this field expands)  
Memembr went to Daysland school. Interacted with students in the hallway and spoke to several classes about policing.

### Consultation No. 14

Date (yyyy-mm-dd)      Meeting Type  
2024-03-28      Community Connection

Topics Discussed (this field expands)  
Regular reporting information session

Notes /Comments (this field expands)  
Members attended Flagstaff Foodbank and assisted with preparing donations and baskets to be given away.



## Community Priorities

### Priority No. 1

Priority (this field expands)

Crime Reduction Initiative - Reduce Overall Property Crime

Current Status and Results (this field expands)

Property crime appears to be consistent. Continued efforts to increase crime reporting while also reducing property crime.

### Priority No. 2

Priority (this field expands)

Enhance Public Confidence and Engagement - Consultations and Connections

Current Status and Results (this field expands)

Community involvement continues to increase with positive outcomes. Members are more engaged in the community which has increased public trust in the police.



## Crime Statistics<sup>1</sup>

The following table provides policing statistics on actual offences within the periods listed. Please see Appendix for additional information and a five-year comparison.

Category	January - March			January - December		
	2023	2024	% Change Year-over-Year	2022	2023	% Change Year-over-Year
Persons Crime	21	24	14.00%	110	123	12.00%
Property Crime	111	200	80.00%	586	543	-7.00%
Other Criminal Code	12	19	58.00%	130	83	-36.00%
<b>Total Criminal Code</b>	<b>144</b>	<b>243</b>	<b>69.00%</b>	<b>826</b>	<b>749</b>	<b>-9.00%</b>
Drugs Offences	1	2	100.00%	4	5	25.00%
Other Federal Acts	2	8	300.00%	8	7	-12.00%
Other Provincial Acts	41	34	-17.00%	202	197	-2.00%
Municipal By-Laws	3	8	167.00%	32	30	-6.00%
Motor Vehicle Collisions	74	44	-41.00%	281	272	-3.00%
Provincial Code Traffic	208	79	-62.00%	808	544	-33.00%
Other Traffic	2	1	-50.00%	2	3	50.00%
Criminal Code Traffic	6	0	-100.00%	13	29	123.00%
<b>Total Traffic Offences</b>	<b>216</b>	<b>80</b>	<b>-63.00%</b>	<b>823</b>	<b>576</b>	<b>-30.00%</b>

<sup>1</sup>Data extracted from a live database (PROS) and is subject to change over time.

Trend / Points of Interest (this field expands)





## Provincial Service Composition<sup>2</sup>

Staffing Category	Established Positions	Working	Soft Vacancies <sup>3</sup>	Hard Vacancies <sup>4</sup>
Police Officers	8	7	0	1
Detachment Support	2	2	0	0

2. Data extracted on March 31, 2024 and is subject to change.

3. Soft Vacancies are positions that are filled but vacant due to maternity/paternity leave, medical leave, etc. and are still included in the overall FTE count.

4. Hard Vacancies reflect positions that do not have an employee attached and need to be filled.



























<p><b>Comments (this field expands)</b></p> <p>Police Officers: Of the eight established positions, seven officers are currently working with none on special leave. There is one hard vacancy at this time.</p> <p>Detachment Support: Of the two established positions, two resources are currently working with none on special leave. There is one hard vacancy at this time.</p>
---



**Killam Provincial Detachment  
Crime Statistics (Actual)  
January to March: 2020 - 2024**

All categories contain "Attempted" and/or "Completed"


































April 8, 2024

CATEGORY	Trend	2020	2021	2022	2023	2024	% Change 2020 - 2024	% Change 2023 - 2024	Avg File +/- per Year
Offences Related to Death		0	0	1	0	1	N/A	N/A	0.2
Robbery		0	0	0	0	0	N/A	N/A	0.0
Sexual Assaults		1	0	1	1	1	0%	0%	0.1
Other Sexual Offences		0	0	1	2	0	N/A	-100%	0.2
Assault		12	17	11	5	12	0%	140%	-1.2
Kidnapping/Hostage/Abduction		0	0	0	0	0	N/A	N/A	0.0
Extortion		0	0	0	0	0	N/A	N/A	0.0
Criminal Harassment		1	4	5	10	7	600%	-30%	1.8
Uttering Threats		4	4	4	3	3	-25%	0%	-0.3
<b>TOTAL PERSONS</b>		<b>18</b>	<b>25</b>	<b>23</b>	<b>21</b>	<b>24</b>	<b>33%</b>	<b>14%</b>	<b>0.8</b>
Break & Enter		33	28	39	33	36	9%	9%	1.1
Theft of Motor Vehicle		8	7	13	4	16	100%	300%	1.3
Theft Over \$5,000		4	3	3	4	8	100%	100%	0.9
Theft Under \$5,000		27	36	35	26	34	26%	31%	0.4
Possn Stn Goods		13	8	13	7	20	54%	186%	1.3
Fraud		18	12	17	16	16	-11%	0%	0.0
Arson		0	3	0	0	2	N/A	N/A	0.1
Mischief - Damage To Property		12	26	24	17	54	350%	218%	7.5
Mischief - Other		0	1	5	4	14	N/A	250%	3.1
<b>TOTAL PROPERTY</b>		<b>115</b>	<b>124</b>	<b>149</b>	<b>111</b>	<b>200</b>	<b>74%</b>	<b>80%</b>	<b>15.7</b>
Offensive Weapons		1	0	3	1	6	500%	500%	1.1
Disturbing the peace		2	2	0	0	1	-50%	N/A	-0.4
Fail to Comply & Breaches		8	17	23	8	10	25%	25%	-0.5
<b>OTHER CRIMINAL CODE</b>		<b>3</b>	<b>5</b>	<b>13</b>	<b>3</b>	<b>2</b>	<b>-33%</b>	<b>-33%</b>	<b>-0.4</b>
<b>TOTAL OTHER CRIMINAL CODE</b>		<b>14</b>	<b>24</b>	<b>39</b>	<b>12</b>	<b>19</b>	<b>36%</b>	<b>58%</b>	<b>-0.2</b>
<b>TOTAL CRIMINAL CODE</b>		<b>147</b>	<b>173</b>	<b>211</b>	<b>144</b>	<b>243</b>	<b>65%</b>	<b>69%</b>	<b>16.3</b>

**Killam Provincial Detachment  
Crime Statistics (Actual)  
January to March: 2020 - 2024**

All categories contain "Attempted" and/or "Completed"

April 8, 2024

CATEGORY	Trend	2020	2021	2022	2023	2024	% Change 2020 - 2024	% Change 2023 - 2024	Avg File +/- per Year
Drug Enforcement - Production		0	0	0	0	0	N/A	N/A	0.0
Drug Enforcement - Possession		0	2	0	0	0	N/A	N/A	-0.2
Drug Enforcement - Trafficking		1	1	0	1	2	100%	100%	0.2
Drug Enforcement - Other		0	0	0	0	0	N/A	N/A	0.0
<b>Total Drugs</b>		<b>1</b>	<b>3</b>	<b>0</b>	<b>1</b>	<b>2</b>	<b>100%</b>	<b>100%</b>	<b>0.0</b>
Cannabis Enforcement		0	0	0	0	0	N/A	N/A	0.0
Federal - General		0	1	1	1	6	N/A	500%	1.2
<b>TOTAL FEDERAL</b>		<b>1</b>	<b>4</b>	<b>1</b>	<b>2</b>	<b>8</b>	<b>700%</b>	<b>300%</b>	<b>1.2</b>
Liquor Act		1	1	0	2	0	-100%	-100%	-0.1
Cannabis Act		0	2	1	0	0	N/A	N/A	-0.2
Mental Health Act		17	11	22	18	16	-6%	-11%	0.5
Other Provincial Stats		33	53	24	21	18	-45%	-14%	-6.2
<b>Total Provincial Stats</b>		<b>51</b>	<b>67</b>	<b>47</b>	<b>41</b>	<b>34</b>	<b>-33%</b>	<b>-17%</b>	<b>-6.0</b>
Municipal By-laws Traffic		1	0	0	0	0	-100%	N/A	-0.2
Municipal By-laws		9	4	9	3	8	-11%	167%	-0.3
<b>Total Municipal</b>		<b>10</b>	<b>4</b>	<b>9</b>	<b>3</b>	<b>8</b>	<b>-20%</b>	<b>167%</b>	<b>-0.5</b>
Fatals		0	0	1	0	1	N/A	N/A	0.2
Injury MVC		3	3	2	0	7	133%	N/A	0.5
Property Damage MVC (Reportable)		60	37	65	65	32	-47%	-51%	-2.8
Property Damage MVC (Non Reportable)		3	3	13	9	4	33%	-56%	0.8
<b>TOTAL MVC</b>		<b>66</b>	<b>43</b>	<b>81</b>	<b>74</b>	<b>44</b>	<b>-33%</b>	<b>-41%</b>	<b>-1.3</b>
Roadside Suspension - Alcohol (Prov)		0	1	1	7	4	N/A	-43%	1.4
Roadside Suspension - Drugs (Prov)		0	1	0	0	0	N/A	N/A	-0.1
<b>Total Provincial Traffic</b>		<b>247</b>	<b>134</b>	<b>197</b>	<b>208</b>	<b>79</b>	<b>-68%</b>	<b>-62%</b>	<b>-26.2</b>
<b>Other Traffic</b>		<b>0</b>	<b>0</b>	<b>0</b>	<b>2</b>	<b>1</b>	<b>N/A</b>	<b>-50%</b>	<b>0.4</b>
<b>Criminal Code Traffic</b>		<b>7</b>	<b>5</b>	<b>3</b>	<b>6</b>	<b>0</b>	<b>-100%</b>	<b>-100%</b>	<b>-1.3</b>
<b>Common Police Activities</b>									
False Alarms		12	6	20	10	10	-17%	0%	0.0
False/Abandoned 911 Call and 911 Act		7	19	8	10	9	29%	-10%	-0.5
Suspicious Person/Vehicle/Property		48	52	70	47	54	13%	15%	0.7
Persons Reported Missing		2	0	2	1	1	-50%	0%	-0.1
Search Warrants		1	1	0	1	1	0%	0%	0.0
Spousal Abuse - Survey Code (Reported)		15	19	31	16	16	7%	0%	-0.1
Form 10 (MHA) (Reported)		1	1	0	1	1	0%	0%	0.0